



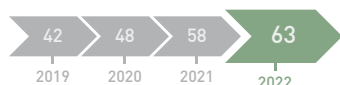
## 2022 GRESB Standing Investments Benchmark Report

Yield Plus Infrastructure Fund No. 2 | EG

### GRESB Rating



### Participation & Score



### Peer Comparison



Australia and New Zealand | Diversified - Office/Industrial  
Out of 6

#### Status:

Non-listed

#### Strategy:

Value-added

#### Location:

Australia

#### Property Type:

Diversified - Office/Industrial

## Rankings



GRESB Score within Diversified - Office/Industrial / Oceania

Out of 6



GRESB Score within Diversified - Office/Industrial / Non-listed / Value-added

Out of 14



GRESB Score within Oceania / Non-listed / Value-added / Closed end

Out of 10



Management Score within Oceania

Out of 121



Management Score within Oceania / Non-listed / Value-added

Out of 16



Management Score within Oceania / Non-listed / Value-added / Closed end

Out of 11



Performance Score within Diversified - Office/Industrial / Oceania

Out of 6



Performance Score within Diversified - Office/Industrial / Non-listed / Value-added

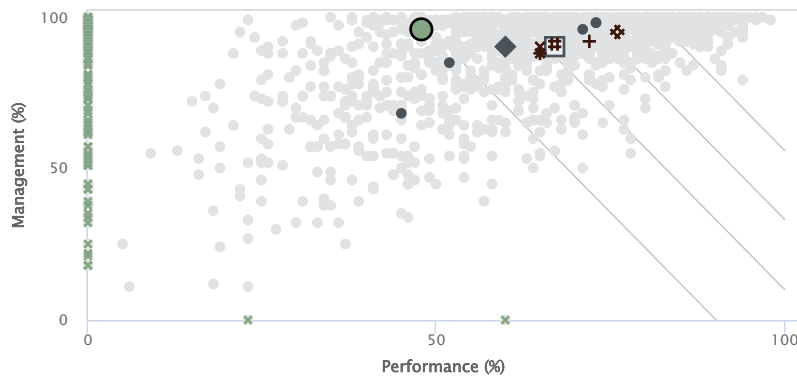
Out of 14




Performance Score within Oceania / Non-listed / Value-added / Closed end

Out of 10


## GRESB Model



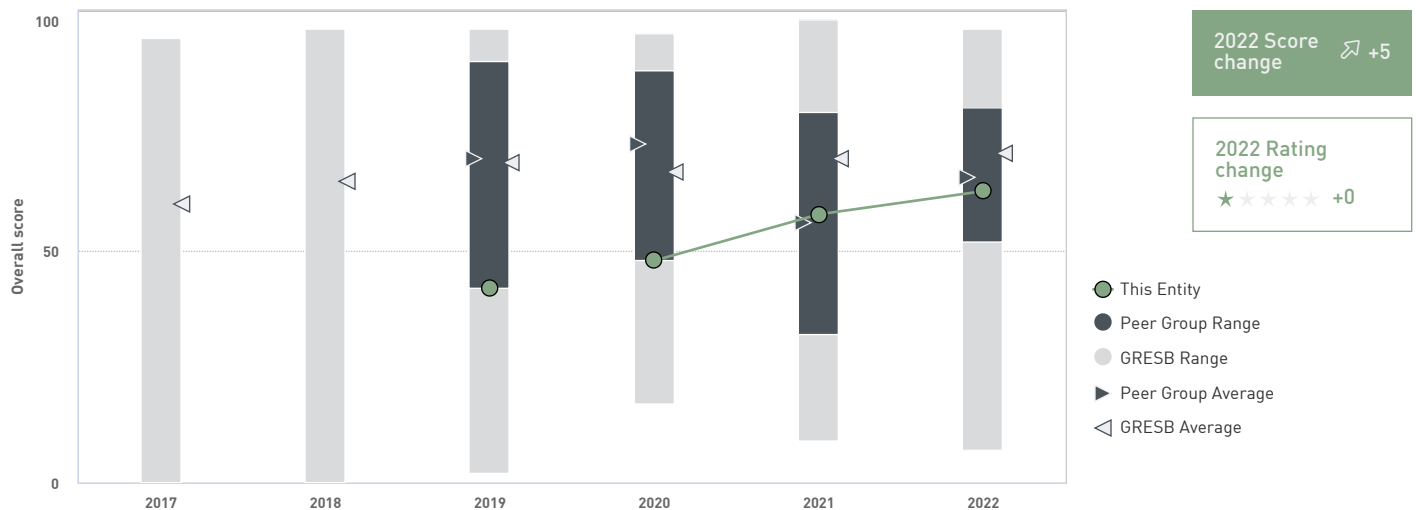
● This Entity    ◆ Peer Group Avg.    ● Peer Group    □ GRESB Average  
 ● GRESB Universe    + Asia    x Europe    \* Americas    x Oceania  
 # Globally diversified    x Entities with only one component submitted



## ESG Breakdown



## Trend



Note: In 2020, the GRESB Assessment structure fundamentally changed, establishing a new baseline for measuring Performance. As a result, GRESB advises against a direct comparison between 2020 GRESB Scores and prior year results. For more information, see the 2020 Benchmark Reports.

## Aspect, Strengths & Opportunities